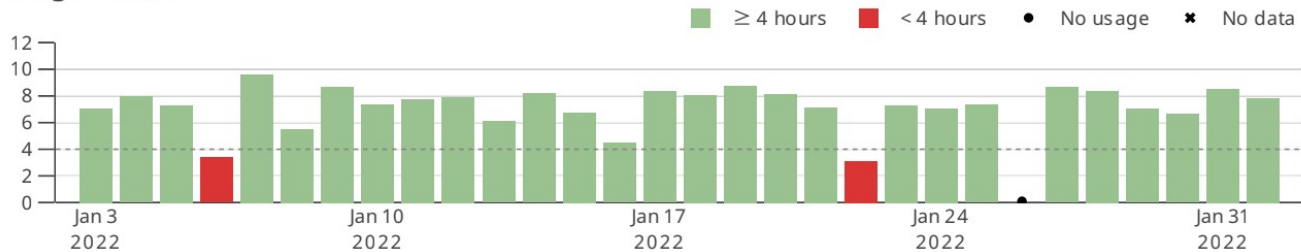


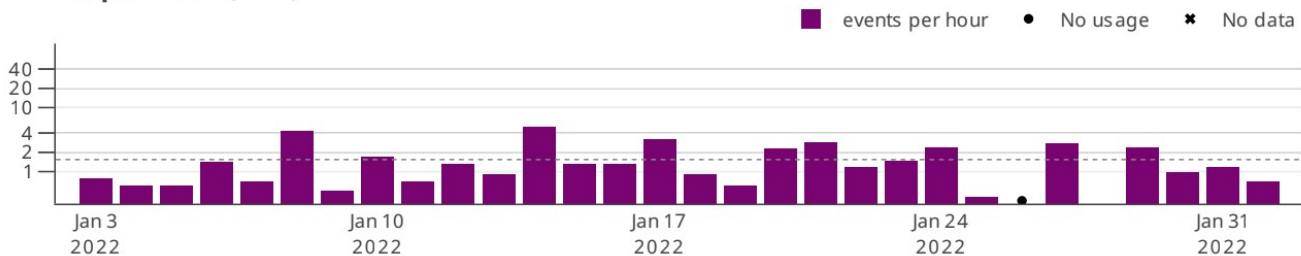
## Jan 3, 2022 - Feb 1, 2022 (within 30 days)

Average usage (days used)	7 hours 0 minutes	Days used $\geq$ 4 hours	27/30 (90.00 %)
Leak 95th %	15.60 L/min	Days used $\geq$ 6 hours	25/30 (83.33 %)
Average AHI	1.54 events per hour		

### Usage hours



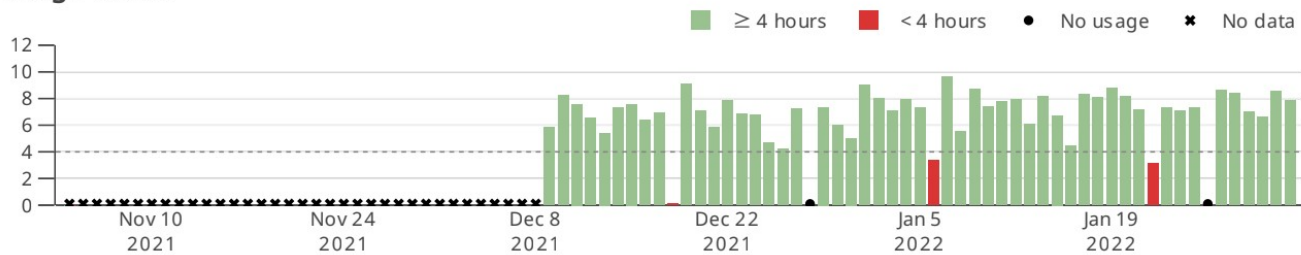
### Events per hour (AHI)



## Nov 4, 2021 - Feb 1, 2022 (within 90 days)

Average usage (days used)	6 hours 40 minutes	Days used $\geq$ 4 hours	50/55 (90.91 %)
Leak 95th %	16.46 L/min	Days used $\geq$ 6 hours	42/55 (76.36 %)
Average AHI	1.26 events per hour		

### Usage hours



## Feb 2, 2021 - Feb 1, 2022 (within 365 days)

Average usage (days used)	No usage	Days used $\geq$ 4 hours	No usage
Leak 95th %	No usage	Days used $\geq$ 6 hours	No usage
Average AHI	No usage		

### Usage hours

